



CLICK ANYWHERE FOR MORE DETAILS

MANUAL PREVIEW

# Wallis Parts Manual 12-20

Parts Manual

purchase full manual at

**JENSALES.COM**  
or Call **800-443-0625**



CLICK ANYWHERE FOR MORE DETAILS

THIS IS A MANUAL PRODUCED BY **JENSALES INC.** WITHOUT THE AUTHORIZATION OF **WALLIS** OR IT'S SUCCESSORS. **WALLIS** AND IT'S SUCCESSORS ARE NOT RESPONSIBLE FOR THE QUALITY OR ACCURACY OF THIS MANUAL.


TRADE MARKS AND TRADE NAMES CONTAINED AND USED HEREIN ARE THOSE OF OTHERS, AND ARE USED HERE IN A DESCRIPTIVE SENSE TO REFER TO THE PRODUCTS OF OTHERS.

J. I. CASE PLOW WORKS, INC.

Racine, Wisconsin

CLICK ANYWHERE FOR MORE DETAILS

*"America's Foremost Tractor"*



The only  
"Certified"  
Tractor  
Built

**WALLIS**  
**TRACTOR**

Certified

delivers

**More Power**

for

**More Years**

and at

**Less Expense**

—than any other tractor approaching it in Weight and Piston Displacement. 3 plow power, 2 plow weight.

Every Wallis Tractor built in 1927 is "Certified"—bears the signed statement of those responsible for its manufacture that from raw materials to the shipping platform high Wallis standards have been maintained to the letter.

The "Certified" Wallis is the product of development and refinement through 12 years of field service. Wallis manufacturers have directed their energies to building this one type Tractor better and better. The Wallis is recognized as "America's Foremost Tractor."

NOTICE: We want the public to know that the WALLIS TRACTOR is built by the J. I. CASE PLOW WORKS, Inc., of Racine, Wisconsin, and is not the product of any other company with "J. I. CASE" as part of its corporate name.

J. I. CASE PLOW WORKS, Inc.

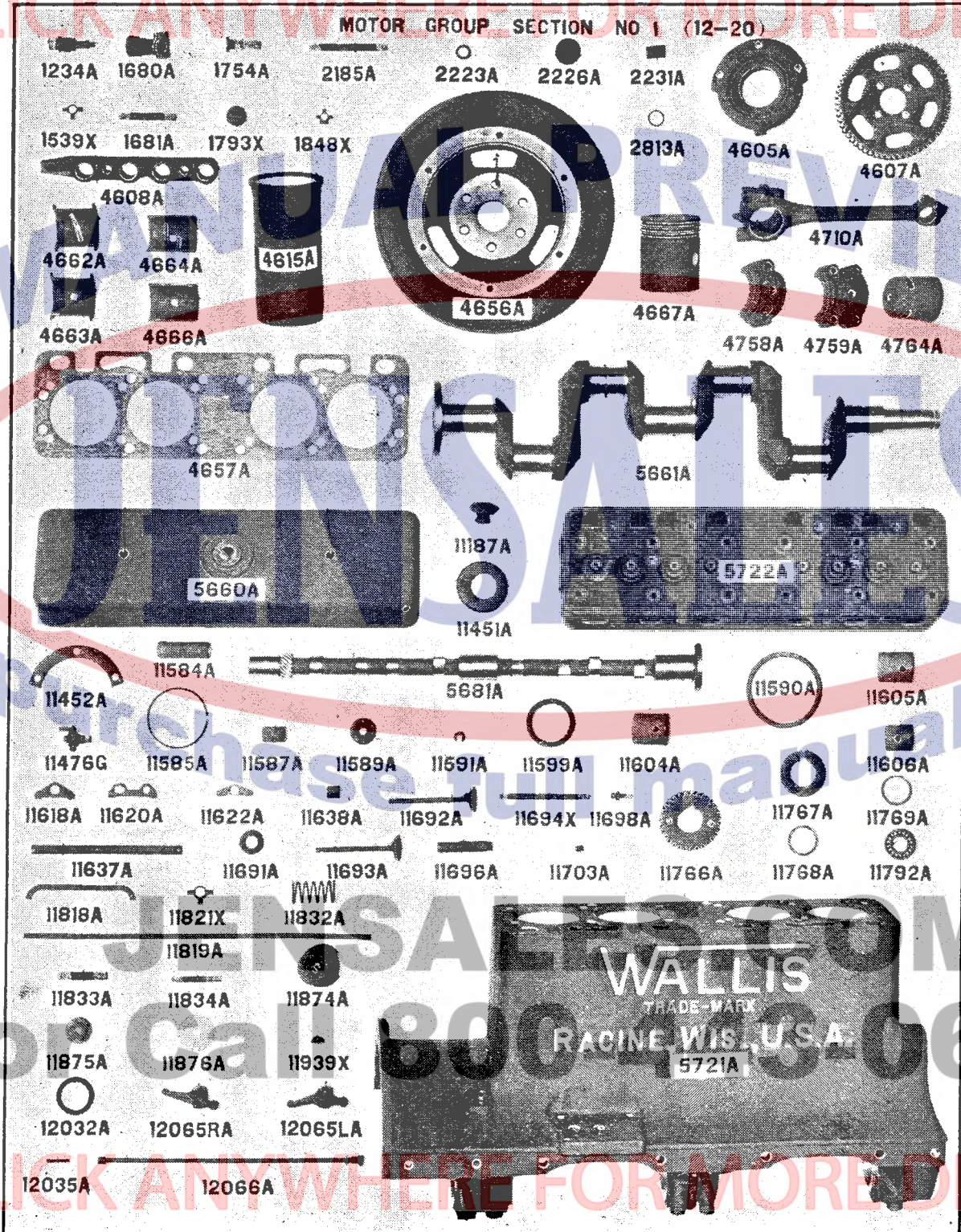
RACINE, WISCONSIN

Write today for our 1927 Catalog. Learn why you can make more for the effort expended with the Wallis franchise. Some valuable territories still open.

CLICK ANYWHERE FOR MORE DETAILS



MOTOR GROUP—SECTION NO. 1





## MOTOR GROUP—SECTION NO. 1

## Motor Housing

Part No.	Description	Part No.	Description
2799X	Lead Washers for Housing to Frame.....	9057A	Motor Housing Only (Order No. 5721A).....
4615A	Cylinder Sleeves.....	11476G	Drain Cock for Motor.....
5721A	No. 9057A Motor Housing Assembled with Bearings and Cylinder Sleeves.....	11590A	Packing for Cylinder Sleeves.....

## Crank Shaft and Fly Wheel

1539X	Lip Washer for 11834A Stud ( $\frac{7}{16}$ " ).....	11600U	Hex. Nut for Crank Shaft ( $1\frac{1}{4}$ " SAE Half Nut).....
4605A	Packing Flange for Crank Shaft.....	11618A	Unit Shim for Front Bearing (Brass, Babbit Tipped).....
4656A	Fly Wheel.....	11620A	Unit Shim for Center and Rear Bearings (Brass, Babbit Tipped).....
4662A	Front Bearing for Crank Shaft, Lower.....	11683A	Bolt for Fly Wheel to Crank Shaft ( $\frac{1}{2}$ x $1\frac{1}{8}$ " ).....
4663A	Front Bearing for Crank Shaft, Upper.....	11703A	Dowel Pin for Bearings.....
4664A	Center and Rear Bearings for Crank Shaft, Lower.....	11766A	Gear for Crank Shaft.....
4665A	Rear Bearing for Crank Shaft, Lower (Order 4664A).....	11767A	Thrust Washer for Crank Shaft.....
4666A	Center and Rear Bearings for Crank Shaft, Upper.....	11768A	Adj. Shim for Crank Shaft (.004).....
4758A	Cap for Front Bearing.....	11769A	Adj. Shim for Crank Shaft (.008).....
4759A	Cap for Center and Rear Bearings.....	11792A	Ball Bearing in Fly Wheel for Drive Shaft.....
5661A	Crank Shaft.....	11821X	Lip Washer for 11833A Stud ( $\frac{9}{16}$ " ).....
11199X	Nut for 11833A Stud ( $\frac{9}{16}$ " SAE).....	11833A	Stud for Front Bearing Cap ( $\frac{9}{16}$ "x $3\frac{1}{4}$ " ).....
11451A	Oil Throw-Off Cup on Crank Shaft.....	11834A	Stud for Center and Rear Bearing Caps ( $\frac{9}{16}$ "x $3\frac{1}{4}$ " ).....
11452A	Gasket for 4605A (Vellum).....	11939X	Key for Gear to Crank Shaft (No. B Woodruff).....
11592A	Nut for 11834A Stud ( $\frac{9}{16}$ " SAE).....	12035A	Oil Retaining Pin in rear end of Crank Shaft.....
11599A	Felt Packing Ring for Crank Shaft.....		

## Cam Shaft

1754A	Thrust Screw for Cam Shaft.....	11587A	Tappets.....
2226A	Thrust Washer, Outer (Fibre).....	11604A	Front Bushing for Cam Shaft.....
2659X	Jam Nut for 1754A ( $\frac{3}{8}$ " SAE).....	11605A	Center Bushing for Cam Shaft.....
4607A	Gear for Cam Shaft.....	11606A	Rear Bushing for Cam Shaft.....
4608A	Bearing for Tappets.....	12032A	Thrust Washer, Inner (Fibre).....
5681A	Cam Shaft.....		

## Pistons and Connecting Rods


1676A	Bolt for Connecting Rod to Piston Pin ( $\frac{3}{8}$ "x2" Special).....	5662A	Connecting Rod with Cap (Order No. 4710A).....
1848X	Lip Washer for 1676A ( $\frac{3}{8}$ " ).....	11584A	Piston Pin.....
4667A	Piston Only.....	11585A	Piston Ring.....
4710A	Connecting Rod with Cap, Bearings, Shims and 2 Bolts.....	11593A	Nut for 11704A ( $\frac{1}{2}$ " SAE).....
4848A	No. 4667A Piston Assembled with 3 Rings.....	11622A	Unit Shim for Bearings (Brass, Babbit Tipped).....
		11704A	Bolt for Caps to Connecting Rod ( $\frac{1}{2}$ "x $2\frac{1}{2}$ " High Carbon Steel).....

## Cylinder Head and Cover

1234A	Spark Plugs.....	11539A	Seat for Valve Spring, Upper.....
1680A	Bracket for Rocker Arms.....	11591A	Key for Valve Spring.....
1681A	Stud for 1680A ( $\frac{1}{2}$ "x $3\frac{1}{4}$ " ).....	11637A	Shaft for Rocker Arms.....
1793X	Expansion Plug ( $1\frac{3}{8}$ " ).....	11638A	Pipe Spacer for Rocker Arms.....
2185A	Stud for Motor Cover ( $\frac{1}{2}$ "x $5\frac{1}{8}$ " ).....	11691A	Seat for Exhaust Valve Spring, Lower.....
2223A	Washer for Shaft for Rocker Arms.....	11692A	Exhaust Valve (Silchrome Steel).....
2231A	Bushing for Rocker Arms (Phos. Bronze).....	11693A	Intake Valve (Chrome Nickel).....
2813A	Copper Gasket for Spark Plugs.....	11694X	Stud for Motor Cover ( $\frac{1}{16}$ "x6" ).....
4657A	Gasket for Cylinder Head.....	11695A	Bolt, for Cylinder Head to Motor ( $\frac{1}{16}$ "x $5\frac{1}{8}$ " ).....
4764A	Cup for Breather Wool.....	11696A	Guide for Valve Stems.....
5660A	Cover Only for Motor.....	11698A	Adj. Screw in Rocker Arm for Valves.....
5722A	Cylinder Head Assembled with 8-11696A Guides and Valve Seats Reamed.....	11818A	Gasket for Ends of Motor Cover (Cork).....
5723A	Cylinder Head Assembled with Valves.....	11819A	Gasket for Sides of Motor Cover (Cork).....
5724A	Cover Assembly for Motor.....	11832A	Valve Spring.....
	Includes: 1-4764A, 1-5660A, 1-11874A, 1-11875A, 1-11876A, 1-11879A and 1-11947A.	11874A	Cap for Breather and Knob for Motor Cover.....
7237A	Cylinder Head Only (Order 5722A).....	11875A	Leather Washer in Breather Cap.....
11187A	Cast Nut for 2185A.....	11876A	Screen for Breather Wool.....
11391X	Lock Nut for 11698A.....	11879A	Steel Washer in Breather Cap.....
11588RA	Rocker Arm Only, Right (Order No. 12065RA).....	11947A	Breather Wool for Cover ( $\frac{1}{2}$ oz.).....
11588LA	Rocker Arm Only, Left (Order No. 12065LA).....	12065RA	Rocker Arm with Bushing, Right.....
		12065LA	Rocker Arm with Bushing, Left.....
		12066A	Tappet Rod.....



REPAIR PARTS LIST NO. 27 FOR GENUINE WALLIS PARTS  
MOTOR GROUP—SECTION NO. 3



Carburetor and Choke Control

Part No.	Description
1471G	Spring for Choke Control Rod
1508U	Ball Joint for Connection to Governor
2239A	Gasket for Carburetor to Vaporizer (Cork)
2419X	Set Screw for 11893G (1/4 x 1/2" C.P.)
2969X	Mch. Screw for 11856A (No. 10—24 x 1/2" Rd. Hd)
4779G	Quadrant for Heat and Choke Control Rods
5695A	Kingston Carburetor (Model L3V—1 1/8")
11000X	Clamp Screw for 11855A Arm (No. 8—32 x 3/8" Rd. Hd.)
11104A	Felt Packing for 11827A Stem
11220X	Mch. Screw for 11855A Arm (No. 10—24 x 3/8" Rd. Hd.)

Part No.	Description
11455G	Bracket for Choke Wire
11456G	Choke Wire for Carburetor
11827A	Stem for Butterfly and Water Valves
11855A	Throttle Arm on 11827A Stem
11856A	Butterfly Valve on 11827A Stem
11883A	Bracket on Motor for Control Rods
11889G	Link to Arm on Choke Control Rod
11890G	Choke Control Rod (47 3/8" Long)
11893G	Arm on Heat and Choke Control Rods
11911A	Connection Rod, Carburetor to Governor

Note: For List of Carburetor Parts, see Page 26



MOTOR GROUP—SECTION NO. 3

Air Washer

Part No.	Description	Part No.	Description
1793X	Expansion Plug for Air Washer Body (1 3/8")	7242A	Body only for Air Washer
1835X	Stud for 4706A Elbow (3/8 x 8")	11770A	Casket for Upper Cover (Cork)
1840X	Leather Washer for 11930X	11771A	Gasket for Lower Cover (Cork)
1985X	Stud for Covers to Body (3/8 x 5")	11772A	Gasket for 11781A
2410X	Pipe Plug for Nozzle Hole (1/4")	11774A	Nozzle thru Inner Wall for Oil
2411X	Pipe Plug for Filler and Drain Hole (3/8")	11775X	Stud for Air Washer Body to Motor (1/2 x 2")
4706A	Elbow for Periscope to Air Washer Body	11779A	Screen with Binding
4708A	Cover, Upper	11781A	Plate, Air Washer Body to Carburetor
4709A	Cover, Lower	11930X	Acorn Nut for Studs to Covers
4802G	Periscope with Cap Assembly	11948A	Wool for Air Washer Body (2 oz.)

Fuel Tank and Lines

1459X	Union Nut for 3/8" Fuel Lines	12073G	Fuel Line Only, Auxiliary Tank to Strainer (3/8 x 29 1/2")
2162G	Cushion for Fuel Tank to Support	12074G	Fuel Line Only, Strainer to Carburetor (1/8 x 14")
2393G	Cap with Vent tube for Fuel Tank	12077G	No. 12073G Fuel Line with 2-1459X Nuts Attached
2458G	Filler Cap for Auxiliary Tank	12078G	No. 12074G Fuel Line with 2-1459X Nuts Attached
2566X	Union Tee to Fuel Strainer	12079G	Glass Bowl for 4776G
4674G	Strap with Ends for Fuel Tank	12080G	Brass Screen for Fuel Strainer
4729G	Support for Auxiliary Fuel Tank R. or L.	12081G	Gasket for Bowl to 12082G
4730G	Brace for Auxiliary Tank Supports	12082G	Cover or Body for Fuel Strainer
4776G	Fuel Strainer Complete	12083G	Valve Complete for Fuel Strainer
5670G	Support for Fuel Tank	12084G	Bail with Nut, to Hold 12079G
5711G	Auxiliary Tank Complete with 2-2458G Caps		
5712G	Fuel Tank Complete with Caps		
11217G	Water Valve Complete to Auxiliary Tank		
11218G	Fuel Valve Complete to Auxiliary Tank		

Water Pump and Cover for Timing Gears

1318U	Gasket for 4619A to Motor (Cork)		Includes: 1-3938A, 1-4612A, 1-4823A
1749A	Bearing for Drive Shaft in 7235A Cover (Phos. Bronze)		1-7238A, 1-11601A, 1-11602A, 1-11603A 6-11931X and 6-11946X
1833X	Stud for 4619A to Motor (3/8 x 1 1/4")	4823A	Impeller with Shaft for Water Pump
1840X	Leather Washer for 11930X Nuts		Includes: 1-2957X, 1-4611A and 1-11607A
1970X	Clamp for Hose, Pump to Motor and Radiator	4836A	Cover for Timing Gears with 1749A Bushing
2247A	Hose Connection, Pump to Radiator	7235A	Cover for Timing Gears (Order No. 4836A)
2398G	Hose, Pump to Motor (1 1/2" I.D.)	7238A	Body only for Water Pump
2957X	Key for 4611A to Shaft (No. 3 Woodruff)	11601A	Packing on Pump Shaft
3938A	Gasket for Cover (Cork)	11602A	Thrust Washer for Impeller (Phos. Bronze)
4609A	Gasket for Timing Gear Cover to Motor	11603A	Packing Nut for Pump Shaft
4611A	Impeller for Water Pump	11607A	Shaft for Impeller
4612A	Cover for Water Pump	11608A	Pin for 11607A Shaft
4619A	Inlet Pipe to Motor	11931X	Mch. Screw for Cover to Pump (No. 14-20 x 1/2" Rd. Hd. Brass)
4822A	Water Pump Assembly	11946X	Washer for 11931X

Kingston Governor and Control

1471G	Spring for Control Rod	11911A	Connection Rod, Governor to Carburetor
1508U	Ball Joint for Connection Rod to Carburetor	11943X	Groove Pin for 11977G (3/32 x 3/4")
4778G	Quadrant for Throttle and Spark Control Rods	11958G	Control Rod for Governor (63 3/4" Long)
5691A	Kingston Governor Assembly Complete (Model J)	11975G	Coupling Jaw for 11980G
11612A	Drive Shaft for Magneto and Governor	11976G	Pin for 11975G Jaw
11702G	Bracket on Motor for Control Rods	11977G	Arm on Control Rod
11822A	Gasket for Governor Housing to Base (Vellum)	11980G	Connection Rod to Governor (1 1/4 x 8")
11825A	Stud for Governor Housing to Base	11994X	Nut for 11980G

Note: For List of Governor Parts, see Page 25

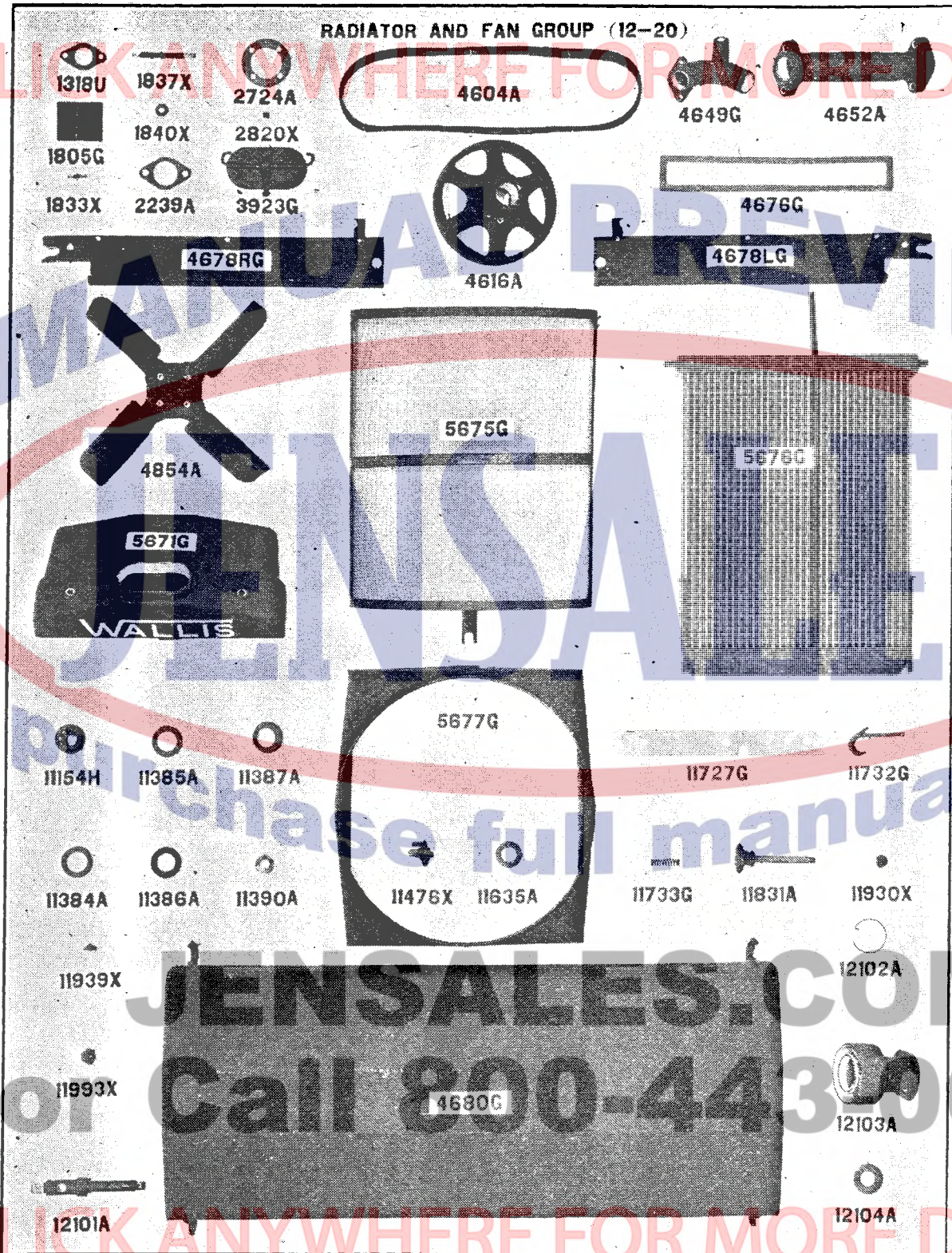
Magneto and Control

1471G	Spring for Control Rod	4826A	Magneto Bracket Assembly
1691X	Key for 3989A, 11609A and 11611A		Includes: 1-1949A, 1-1950A, 1-1959A and 1-5672A
1749A	Bearing for Drive Shaft in 7235A Cover (Phos. Bronze)	4827A	Impulse Pawl Carrier Assembly
1947A	Coupling Flange on Shaft for Impulse Starter		Includes: 1-1691X, 2-1952A, 2-1954A, 1-3989A and 1-11610A
1948A	Coupling Flange on Shaft for Magneto	5672A	Bracket for Magneto
1949A	Catch for Pawl on Impulse Starter	5696A	Bosch Magneto (Model U-4)
1950A	Felt Washer on Shaft for Impulse Starter	5717A	Bosch Magneto Assembled to 5672A Bracket
1951A	Spring for Impulse Starter	11015A	Driving Pins for Impulse Starter
1952A	Pawl for Impulse Starter	11609A	Drive Flange Only (Order No. 4821A)
1954A	Pin for Pawl for Impulse Starter	11610A	Shaft for Impulse Starter
1957A	Thrust Washer for Drive Gear (Fibre)	11611A	Drive Gear for Magneto
1959A	Bearing in 5672A for Impulse Shaft	11612A	Drive Shaft for Magneto and Governor
1960A	Coupling Hose (1 1/2" Dia)	11613A	Gasket for 5672A to Timing Gear Cover (Vellum)
2480X	Clamp for Coupling Hose	11614A	Bushing for 4613A (Phos. Bronze)
2520X	Mch. Screw for 4613A and 4771A (No. 14-20 x 1/2" Rd. Hd.)	11702G	Bracket on Motor for Control Rods
2952X	Taper Pin for 1947A	11909G	Link from 11974G Arm to Magneto
3988A	Cam for Impulse Starter	11959G	Control Rod for Magneto (53" Long)
3989A	Carrier for Pawls for Impulse Starter	11966A	Cable for No. 1 and No. 2 Cylinders (9")
4613A	Flange for Drive Gear Bearing	11967A	Cable for No. 3 Cylinder (15")
4771A	Guard over Magneto Coupling	11968A	Cable for No. 4 Cylinder (20-1 1/2")
4778G	Quadrant for Throttle and Spark Control Rods	11974G	Arm on Control Rod for Connection to Magneto
4821A	Drive Flange for Magneto with 3 Driving Pins	12037X	Set Screw for 11974G (1/8 x 5/8" C.P.)



RADIATOR AND FAN GROUP

RADIATOR AND FAN GROUP (12-20)



TO MAINTAIN WALLIS EFFICIENCY